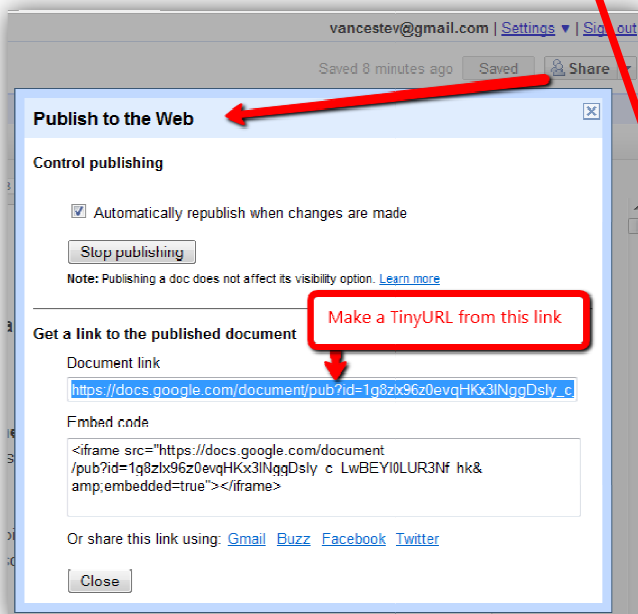
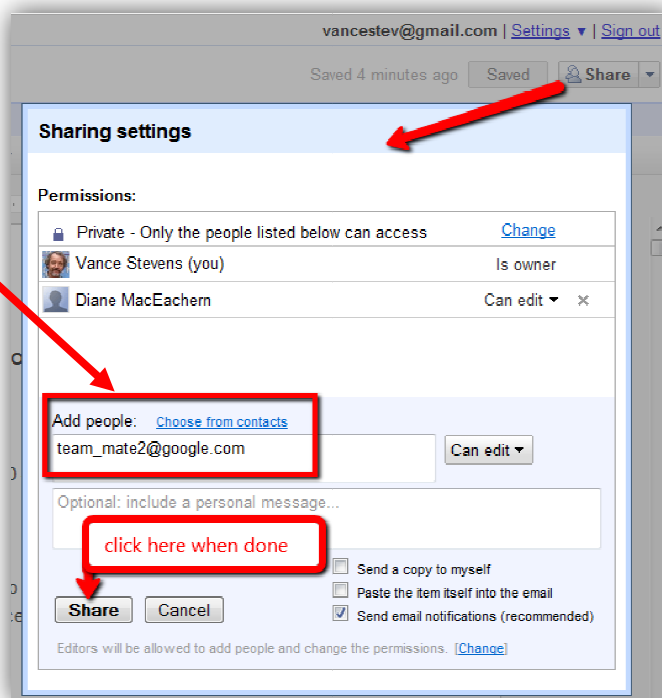


# Team Collaboration Using GoogleDocs and Delicious

## Tesol Arabia Conference in Dubai, 2012

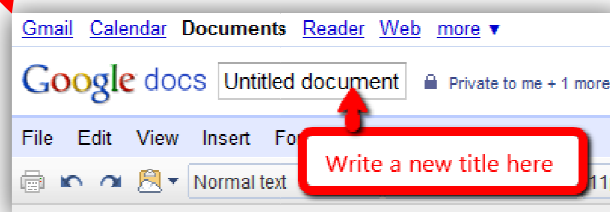
### Working as a TEAM to collaborate in a common Google Doc

1. You will form a team with two or three others.
2. One team member opens a GoogleDoc
3. Share the GoogleDoc with all team members as editors
4. Add vancestev@gmail.com as editor
5. Someone on the team changes the title of the document from Untitled to something meaningful (such as its topic and names of team members)
6. Some team member publishes the document



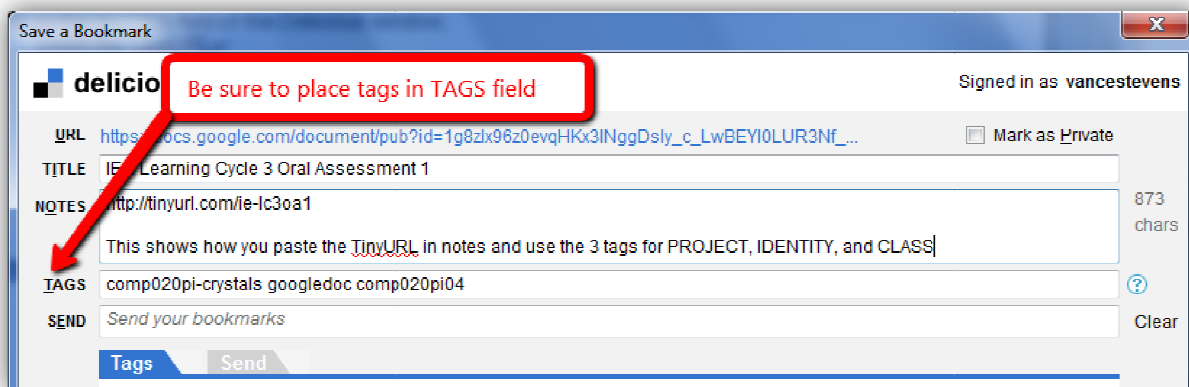
7. From the published document link, create a TinyURL

8. Someone on the team pastes the TinyURL somewhere in the document



## Tagging your GoogleDoc URL in Delicious

9. Log in to your Delicious account
10. Visit the publication link (or TinyURL) of your Google Doc
11. Tag it in your Delicious account: **DIYLMS12**.
12. In the NOTES field of the Delicious window, paste the TinyURL  
*(This is so you'll have a record of it; you can also make other notes here if you wish.  
The graphic below is from student work on a similar assignment)*



Now you and your teacher should find your GoogleDoc at one Delicious URL, something like this:  
<http://www.delicious.com/tag/diylms12>

## When working with students, I have them tag their URLs with their class ME tag?

*If your Google Doc does not appear in this list,  
your teacher may be able to find it in your Delicious account home page.  
Make sure your teacher has your Delicious account URL.*

One way to do this is to tag that URL with the class tag ending in 'me'.

- For example use the tag *comp020pi04me* ← where the 04 part is YOUR section number)
- Now see if your delicious account appears in YOUR section Delicious URL; for example:  
<http://www.delicious.com/tag/comp020pi04me> ← where 04 is replaced by YOUR section number).